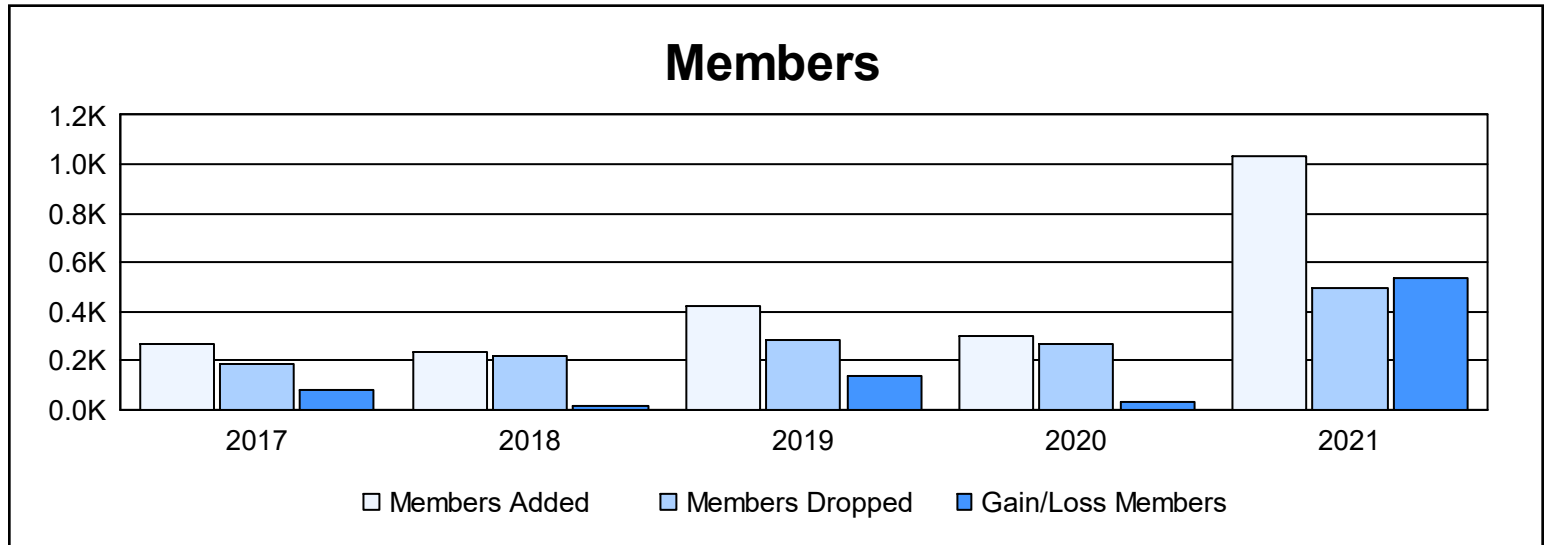
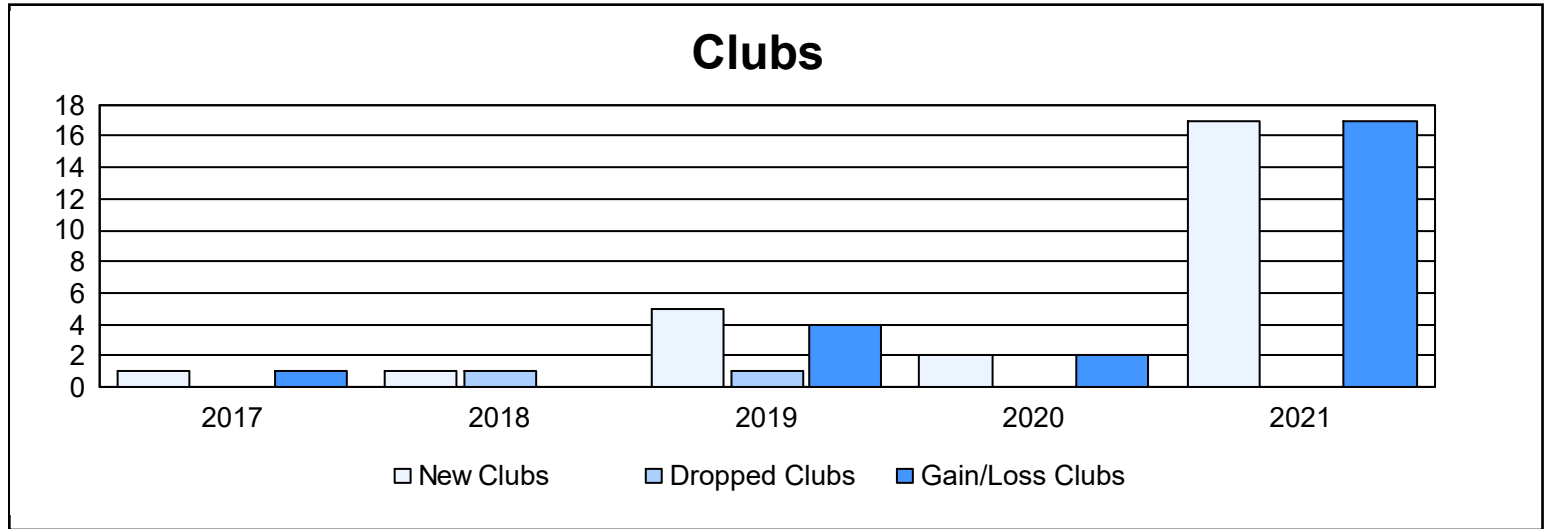
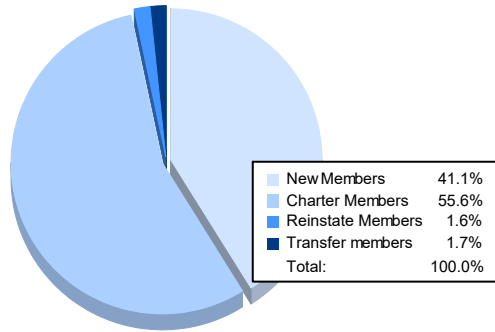


Year	New Clubs	Dropped Clubs	Gain/ Loss Clubs	New Members	Charter Members	Reinstate Members	Transfer Members	Total Member Added	Total Members Dropped	Gain/ Loss Members
2016-2017	1	0	1	226	23	5	11	265	183	82
2017-2018	1	1	0	181	33	5	13	232	216	16
2018-2019	5	1	4	230	148	21	21	420	287	133
2019-2020	2	0	2	202	63	20	13	298	265	33
2020-2021	17	0	17	424	573	16	18	1,031	494	537
<b>Average</b>	<b>5</b>	<b>0</b>	<b>5</b>	<b>253</b>	<b>168</b>	<b>13</b>	<b>15</b>	<b>449</b>	<b>289</b>	<b>160</b>



### Membership Composition June 2021 Cumulative



### Gender Composition June 2021 Cumulative

